

STNext 独自の配列検索 Biosequences Search

2021.9.14 化学情報協会 情報事業部

目次

1. Biosequences Search 概要
2. Biosequences Search 利用の流れ
～ BLAST ホモロジー検索を例に ～
3. 検索のヒント
4. CDR 配列検索, Motif 配列検索

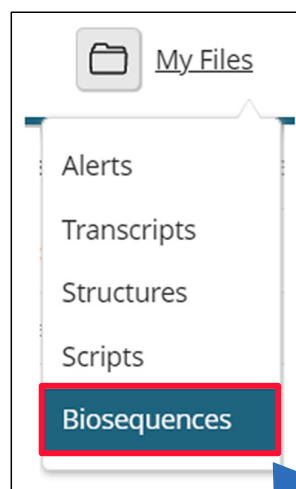
1. Biosequences Search 概要

Biosequences Search とは

3

Biosequences Search とは STNext に搭載された新たな配列検索機能

1. 膨大な配列コンテンツ
2. 3つの配列検索プログラム
3. 便利な評価・解析機能



My Files のメニューに
Biosequences を追加

5 億 8,000 万件以上の配列を検索可能に！

- CAS が独自のルールに従い収集した REGISTRY ファイル収録の配列

New

- 7 つの主要特許発行機関の特許から抽出した配列 (PCT 出願, 欧州, 米国, カナダ, 日本, 中国, 韓国)



特許
約 5 億 5000 万以上



雑誌
約 2,300 万以上



© 2021 化学情報協会

CAplus ファイルのレコード例

書誌情報	
PI	JP20101234 US20101111 KR20112222 CN20113333
PRAI JP 2009-4444	
抄録	
索引	123-45-6 234-56-7

CAS が収録している配列

- ・ 63 特許発行機関のうち CAplus ファイルのベーシック特許から独自のルールに従って収録

7 つの主要特許発行機関の特許から抽出した配列

New



© 2021 化学情報協会

BLAST, CDR, Motif の3つの配列検索プログラムを搭載

BLAST ホモロジー検索

局所的に類似した配列を検索するプログラム

New

CDR 配列検索

抗体とT細胞受容体のCDRを指定し、検索するプログラム

New

Motif 配列検索

DNA, RNA, タンパク質中の短いパターン配列を検索するプログラム

3. 便利な評価・解析機能

配列検索結果は、以下の機能を使って評価・解析できる

- 様々な計算値による限定やソート
- Excel形式でダウンロード
- Bioscape Analysisによる解析

2. Biosequences Search 利用の流れ ～ BLAST ホモロジー検索を例に ～

検索スタート

9

My Files の Biosequences から検索をスタート

The screenshot shows the STNNext web interface. At the top left is the STNNext logo. Below it is a navigation bar with 'Return to Session' and 'Biosequences (0)'. A search bar is present with the text 'Search Files by Name' and a magnifying glass icon. To the right of the search bar is a red-bordered button labeled 'New Search'. Below the search bar, a message reads: 'You do not have any Biosequences. To add a Biosequence, click New Search'. On the right side, a sidebar menu is visible under the heading 'My Files', listing 'Alerts', 'Transcripts', 'Structures', 'Scripts', and 'Biosequences'. The 'Biosequences' item is highlighted with a red border. A red arrow points from the 'Biosequences' item in the sidebar to the 'New Search' button in the main content area.

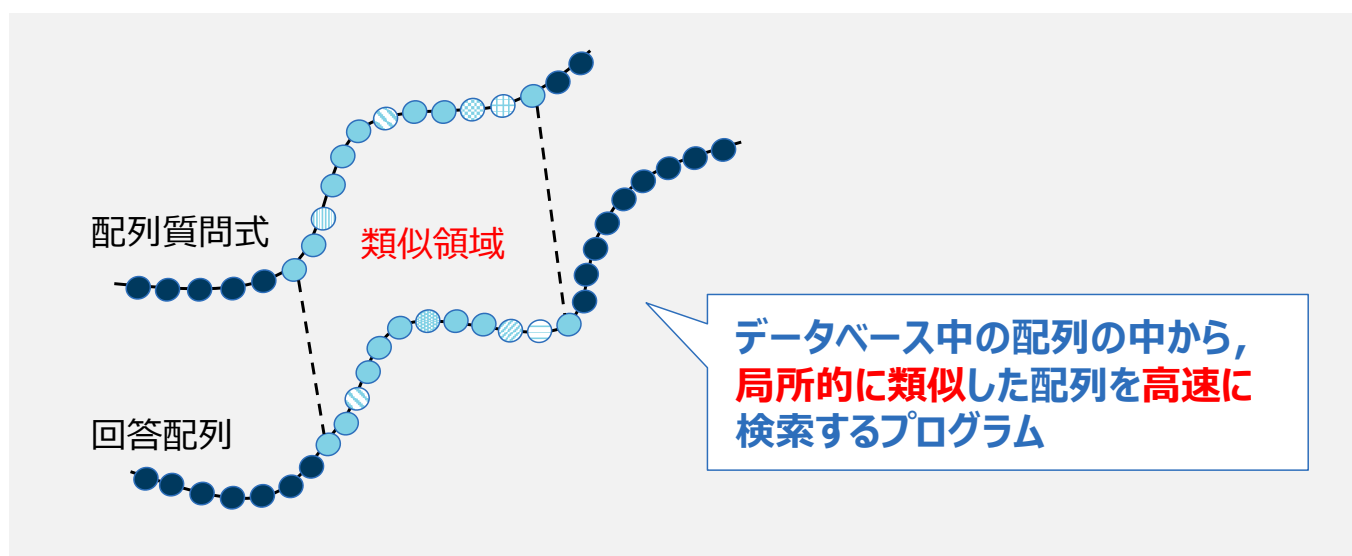
二回目以降は検索履歴や
実施中の検索の一覧が表示される

© 2021 化学情報協会

BLAST ホモロジー検索

配列ホモロジー検索でよく使われている NCBI のプログラム

- BLAST (Basic Local Alignment Search Tool) の名が示す通り
局所的に類似した配列を検索する



配列質問式と回答配列を選ぶと自動的に検索タイプが設定される。Advanced Biosequence Search で変更可能。

検索タイプ	内容	質問式配列	回答配列
BLASTn	塩基配列質問式に類似した塩基配列を検索	核酸	核酸
BLASTp	アミノ酸配列の質問式に類似したアミノ酸配列を検索	タンパク質	タンパク質
BLASTp-fast	アミノ酸配列の質問式に類似したアミノ酸配列を高速で検索		
BLASTp-short	短いアミノ酸配列の質問式に類似したアミノ酸配列を検索		
BLASTx-fast	塩基配列質問式をアミノ酸配列に翻訳して、これに類似したアミノ酸配列を高速で検索	核酸	タンパク質
tBLASTn-fast	データベース中の塩基配列をアミノ酸に翻訳した配列の中からアミノ酸配列質問式に類似した配列を高速で検索	タンパク質	核酸

© 2021 化学情報協会

検索履歴画面

STNext

Return to Session

Biosequences (53)

Sort By: Date Modified: Newest

Move to Folder Search Files by Name

2021_0005_Sequence 2021 Aug 26 4:57 PM

MRAWIFLLCLAGRALAAPLADYKDDDDKPG
YLGGLLVLH5QTDQPTCLGMPRLWTGYS
LLYLEGQEKAHNQDLGLAGSCLPVFSTLPFAY
CNIHQVCHYAQRNDRSYWLASAAPLMMPL
SFFAIRPVVSRCAVCFAPAOAVAVHSODOSIPP

View

Cancel Search

Your search may take some time; while it is running, you may continue to use STNext.

検索実行中

2021_0005_Sequence 2021 Aug 26 4:58 PM

MRAWIFLLCLAGRALAAPLADYKDDDDKPG
YLGGLLVLH5QTDQPTCLGMPRLWTGYS
LLYLEGQEKAHNQDLGLAGSCLPVFSTLPFAY
CNIHQVCHYAQRNDRSYWLASAAPLMMPL
SFFAIRPVVSRCAVCFAPAOAVAVHSODOSIPP

View

View Results

12 results

検索完了

検索結果の表示

STNext

Return to Biosequences

Filter By

Query Identity %
No Min to No Max

Query Coverage
No Min to No Max

Subject Coverage
No Min to No Max

Subject Identity %
No Min to No Max

Apply Reset

Biosequence Search Results (12)

Create Bioscape Analysis Get All Patents

Sort By: Alignment Identity %: Descending

Sequence Alignment	Sequence Length	Alignment Identity %	Query Identity %	Subject Identity %
	260	100.00	100.00	100.00
	260	99.23	99.23	99.23
	1218	96.28	89.62	19.13
	1690	96.28	89.62	13.79
	1690	96.28	89.62	13.79
	1691	96.28	89.62	13.78
	1687	96.28	89.62	13.81
	1690	95.45	88.85	13.67

ソートで並べ替え

フィルタで限定

STNext

Return to Biosequences

Filter By

Query Identity %
No Min to No Max

Query Coverage
No Min to No Max

Subject Coverage
No Min to No Max

Subject Identity %
No Min to No Max

Apply Reset

Biosequence Search Results (12)

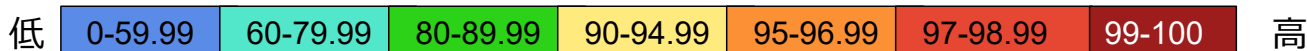
Create Bioscape Analysis Get All Patents

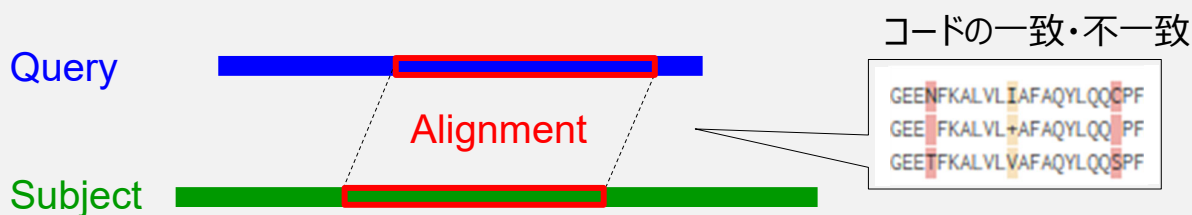
Sort By: Alignment Identity %: Descending

Sequence Alignment	Sequence Length	Alignment Identity %	Query Identity %	Subject Identity %
	260	100.00	100.00	100.00
	260	99.23	99.23	99.23
	1218	96.28	89.62	19.13
	1690	96.28	89.62	13.79
	1690	96.28	89.62	13.79
	1691	96.28	89.62	13.78
	1687	96.28	89.62	13.81
	1690	95.45	88.85	13.67

各種計算値

Alignment Identity% による色分け





用語	内容
Alignment (類似領域)	配列質問式と回答配列を並べてどこが類似領域か示したもの
Query (配列質問式)	検索した配列質問式
Subject (回答配列)	ヒットした回答配列

計算値の説明

Query(10) QQLLVVEE **GG**
 QQLLVVEE **G**
 Subject (11) QQLLVVEE **IGS**

色なし：一致したコード (9)
 色つき：一致しないコード (1)

Alignment (10)

項目	内容	上記の例
Alignment Identity % (Sequence Identity%)	一致したコード ÷ 類似領域 × 100	$9 \div 10 \times 100 = 90\%$
Query Identity %	一致したコード ÷ 配列質問式 × 100	$9 \div 10 \times 100 = 90\%$
Subject Identity %	一致したコード ÷ 回答配列 × 100	$9 \div 11 \times 100 = 81.82\%$
Query Coverage %	類似領域 ÷ 配列質問式 × 100	$10 \div 10 \times 100 = 100\%$
Subject Coverage %	類似領域 ÷ 回答配列 × 100	$10 \div 11 \times 100 = 90.91\%$

Sequence Alignment	Sequence Length	Alignment Identity %	Query Identity %	Subject Identity %	Number of Documents	
	260	100.00	100.00	100.00	6	View More ▾



Sequence Alignment	Sequence Length	Alignment Identity %	Query Identity %	Subject Identity %	Number of Documents	
	260	100.00	100.00	100.00	6	View Less ^

Alignment
Patents (6)
Journals (0)
Subject

配列と文献に関する情報を
タブで切り替えて確認

Query: 1 MRWIFFLLCLAGRALAAPLADYKDDDDKPGYLGFFLLVLHSQTDQEPTC 50
 MRWIFFLLCLAGRALAAPLADYKDDDDKPGYLGFFLLVLHSQTDQEPTC

Subject: 1 MRWIFFLLCLAGRALAAPLADYKDDDDKPGYLGFFLLVLHSQTDQEPTC 50

Query: 51 PLGMPRLWTGYSLLYLEGQEKAHNQDLGLAGSCLPVFSTLPPFAYCNIHQV 100
 PLGMPRLWTGYSLLYLEGQEKAHNQDLGLAGSCLPVFSTLPPFAYCNIHQV

Subject: 51 PLGMPRLWTGYSLLYLEGQEKAHNQDLGLAGSCLPVFSTLPPFAYCNIHQV 100

検索結果詳細 – Alignment タブ

Sequence Alignment	Sequence Length	Alignment Identity %	Query Identity %	Subject Identity %	Number of Documents	
	260	100.00	100.00	100.00	6	View Less ^

Alignment
Patents (6)
Journals (0)
Subject

Query: 1 MRWIFFLLCLAGRALAAPLADYKDDDDKPGYLGFFLLVLHSQTDQEPTC 50
 MRWIFFLLCLAGRALAAPLADYKDDDDKPGYLGFFLLVLHSQTDQEPTC

Subject: 1 MRWIFFLLCLAGRALAAPLADYKDDDDKPGYLGFFLLVLHSQTDQEPTC 50

Query: 51 PLGMPRLWTGYSLLYLEGQEKAHNQDLGLAGSCLPVFSTLPPFAYCNIHQV 100
 PLGMPRLWTGYSLLYLEGQEKAHNQDLGLAGSCLPVFSTLPPFAYCNIHQV

Subject: 51 PLGMPRLWTGYSLLYLEGQEKAHNQDLGLAGSCLPVFSTLPPFAYCNIHQV 100

Query: 101 CHYAQRNDRSYWLASAAPLPMPLSEEAIRPYVSRCAVCEAPAQAVAVHS 150
 CHYAQRNDRSYWLASAAPLPMPLSEEAIRPYVSRCAVCEAPAQAVAVHS

Subject: 101 CHYAQRNDRSYWLASAAPLPMPLSEEAIRPYVSRCAVCEAPAQAVAVHS 150

Query: 151 QDQSIPPCPQTWRSLWIGYSFLMHTGAGDQGGGQALMSPGSCLEDFRAAP 200
 QDQSIPPCPQTWRSLWIGYSFLMHTGAGDQGGGQALMSPGSCLEDFRAAP

Subject: 151 QDQSIPPCPQTWRSLWIGYSFLMHTGAGDQGGGQALMSPGSCLEDFRAAP 200

Query: 201 FLECQGRQGTCHFFANKYSFWLTTVKADLQFSSAPADTLKESQAQRQKI 250
 FLECQGRQGTCHFFANKYSFWLTTVKADLQFSSAPADTLKESQAQRQKI

Subject: 201 FLECQGRQGTCHFFANKYSFWLTTVKADLQFSSAPADTLKESQAQRQKI 250

Query: 251 SRCQVCVKYS 260
 SRCQVCVKYS

Subject: 251 SRCQVCVKYS 260

配列質問式と回答配列を並べて
どこが**類似領域**か示したもの

この例では配列質問式と回答配
列が完全に一致している

(例) タンパク質

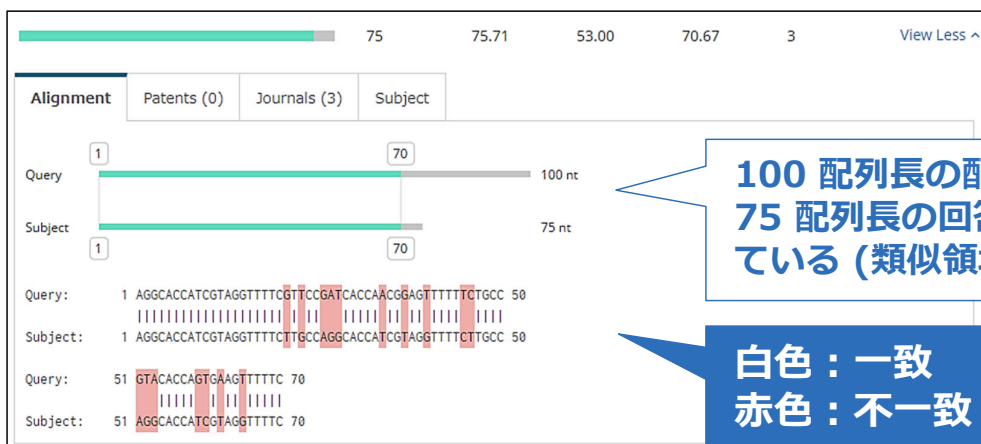


260 配列長の配列質問式の 19~260 が、472 配列長の回答配列の 231~472 と類似している (類似領域は 242)

白色 : 一致
赤色 : 不一致
橙色 : 不一致だが
等価のアミノ酸でヒット

Query: 19 PLA
P+
Subject: 231 PIG

(例) 核酸



100 配列長の配列質問式の 1~70 が、75 配列長の回答配列の 1~70 と類似している (類似領域は 70)

白色 : 一致
赤色 : 不一致

Query: 51 GTACACCA
|||||
Subject: 51 AGGCACCA

Biosequence Search Results (12) Sort By: Alignment Identity %: Descending ▾

Sequence Alignment	Sequence Length	Alignment Identity %	Query Identity %	Subject Identity %	Number of Documents
	260	100.00	100.00	100.00	6

Alignment **Patents (6)** Journals (0) Subject

6 patents found.

1 of 6

Use of isolated domains of type IV collagen to modify cell an

Assignees: UNIVERSITY OF KANSAS MEDICAL CENTER
 Patent No.: US6498140B1
 Sequence ID: 8

The instant invention provides methods and kits for inhibiting angiogenesis, tumor growth and metastasis, and endothelial cell interactions with the extracellular matrix, involving contacting the tumor or animal tissue with at least one isolated type IV collagen NC1 alpha chain monomer. In a specific embodiment of the invention, the isolated domain of type IV collagen comprises the NC1 (alpha1), (alpha2), (alpha3), or (alpha6) chain monomer, or protein constructs having substantially the same structure as the NC1 (alpha1), (alpha2), (alpha3), or (alpha6) chain monomer.

2 of 6

Monitoring skin metabolism products for evaluating burn injury

Assignees: MOR RESEARCH APPLICATIONS LTD.; AMIR, ABRAHAM
 Patent No.: WO2009153783A1

配列に関連する特許を公報単位で表示

件数が多い場合 10 件のみ表示される

Biosequence Search Results (12) Sort By: Alignment Identity %: Descending ▾

Sequence Alignment	Sequence Length	Alignment Identity %	Query Identity %	Subject Identity %	Number of Documents
	1688	87.97	81.54	12.56	2

Alignment Patents (0) **Journals (2)** Subject

2 journals found.

1 of 2

Canine COL4A3 and COL4A4: Sequencing, mapping and genom

Author Name: Wiersma, Anje C.; Millon, Lee V.; Hestand, Matthew S.; Van Oost, Bernard A.; Damasceno, Danilo E.
 Accession Number: 2005:1006211
 Source: DNA Sequence, (2005), 16(4), 241-251

Canine alpha3 and alpha4 chains of collagen type IV genes (COL4A3 and COL4A4) are expressed in the renal glomerular basement membrane, where they provide a critical structural and functional matrix for other basement membrane components. These genes are candidates for hereditary nephritis (Alport syndrome) in several dog breeds (e.g. English Cocker Spaniel and Bull Terrier). Using RACE and PCR, the cDNA of both genes was cloned and sequenced. Both COL4A3 and COL4A4, as well as canine NPPC (Natriuretic Peptide Precursor C), were mapped to CFA25 using an RH panel. Conservation of the tight linkage of COL4A3 and COL4A4 as seen in human and mouse was verified in the dog. Intron-exon boundaries in both genes were determined by BLAST analysis of the Canis Familiaris Trace Archive. The elucidation of the cDNA sequences, genomic organization and the open reading frames of canine COL4A3 and COL4A4 provide the groundwork for screening these genes for mutations in hereditary nephritis in dogs.

2 of 2

Evaluation of Canine COL4A3 and COL4A4 as Candidates for Familial Renal Disease in

配列に関連する非特許文献を表示

件数が多い場合 10 件のみ表示される

Biosequence Search Results (12) Sort By: Alignment Identity %: Descending ▾

Sequence Alignment	Sequence Length	Alignment Identity %	Query Identity %	Subject Identity %	Number of Documents
	260	100.00	100.00	100.00	6

Alignment Patents (6) Journals (0) **Subject**

Sequence Length: 260 aa
CAS Registry Number®: 1201979-17-0, 300426-61-3

Sequence:

```

1 MRAWIFFLLC LAGRALAAPL ADYKDDDDKP GYLGGFLLVL HSQTDQPTC
51 PLGMPRLWTG YSLLYLEGQE KAHNODLGLA GSCLPVFSTL PFAYCNIHQV
101 CHYAQRNDRS YWLASAAPLP MMLPSEEAR PVVSRCAVCE APAQAVAVHS
151 QDQSIPPCPQ TWRSLWIGYS FLMHTGAGDQ GGGQALMSPG SCLEDFRAAP
201 FLECGRQGT CHFFANKYSF WLTTVKADLQ FSSAPADTL KESQAQRQKI
251 SRCQVCVKYS
    
```

回答配列に関連する **CAS RN®** を表示

Alignment Patents (2) Journals (0) **Subject**

Sequence Length: 1691 aa

Sequence:

```

1 MNSLHIVLMR CSFRLTKSLA TGPWSLILIL FSVQYVYVSGG KKYIGPCGGR
51 DCSVCHVCEP KGRSGPPGP GPQGPIPLG APGPIGLSGE KGMRGDRGPP
    
```

CAS RN® の収録がない場合がある

検索結果のダウンロード

Biosequence Search Results (12)

Excel で検索結果をダウンロード (上限 1,000 件)

Alignment Image	Alignment Text	Sequence Length	CAS Registry Number®	Number of Patents	Patent No.	Sequence ID (Patent)	Number of Journals	Accession Number
	Query: 1 MRAWIFFLLC LAGRALAAPL ADYKDDDDKP GYLGGFLLVL HSQTDQPTC 50 Subject: 1 MRAWIFFLLC LAGRALAAPL ADYKDDDDKP GYLGGFLLVL HSQTDQPTC 50	260	1201979-17-0, 300426-61-3	6	US6498140B1 WO20009153783A1 WO2000059532A1 US9012160B2 US20110151499A1 US6440729B1	8 27 27 27 27 8	0	
	Query: 1 MRAWIFFLLC LAGRALAAPL ADYKDDDDKP GYLGGFLLVL HSQTDQPTC 50 Subject: 1 MRAWIFFLLC LAGRALAAPL ADYKDDDDKP GYLGGFLLVL HSQTDQPTC 50	260	273191-20-1	0			1	2000:208665
	Query: 19 PLAWYDGGDPCYGLGFLVLRHSQTDQPTCFLMGRNRYCYLLYLEG 68 Subject: 977 PDCGCGGKPCYGLGFLVLRHSQTDQPTCFLMGRNRYCYLLYLEG 1026	1218	791151-70-7	2	US20070037165A1 US6812339B1	7065 7065	0	
	Query: 19 PLAWYDGGDPCYGLGFLVLRHSQTDQPTCFLMGRNRYCYLLYLEG 68 Subject: 1449 PDCGCGGKPCYGLGFLVLRHSQTDQPTCFLMGRNRYCYLLYLEG 1498	1690	1629936-51-1	107	US10124042B2 US10137206B2 WO2018035377A1 JP2017141230A CA3072777A1 US20190241633A1	69 495, 69 495, 69 1044, 5112 3301 2420	13	1998:785255 1997:409028 1994:602449 1993:510145 1998:153085 1996:552738

アライメント
回答配列
特許
非特許

Biosequence Search Results (12) Sort By: Alignment Identity %: Descending ▾

①

Sequence Alignment	Sequence Length	Alignment Identity %	Query Identity %	Subject Identity %	Number of Documents	
[Redacted]	260	100.00	100.00	100.00	6	View Less ▾

Alignment: Patents (6) Journals (0) Subject

6 patents found. ②

1 of 6

Use of isolated domains of type IV collagen to modify cell an

Assignees: UNIVERSITY OF KANSAS MEDICAL CENTER
 Patent No.: US6498140B1
 Sequence ID: 8

The instant invention provides methods and kits for inhibiting angiogenesis, tumor growth and interactions with the extracellular matrix, involving contacting the tumor or animal tissue with alpha chain monomer. In a specific embodiment of the invention, the isolated domain of type I (alpha2), (alpha3), or (alpha6) chain monomer, or protein constructs having substantially the sa (alpha2), (alpha3), or (alpha6) chain monomer.

③

2 of 6

Monitoring skin metabolism products for evaluating burn injury

Assignees: MOR RESEARCH APPLICATIONS LTD.; AMIR, ABRAHAM
 Patent No.: WO2009153783A1

特許番号を抽出し、コマンドラインに戻り検索できる (上限 5,000)

- ① 全回答の特許番号を抽出
- ② この配列に関する特許番号を抽出
- ③ この特許の特許番号を抽出

↓

Get Patents from STN File

STN File

<input type="radio"/> AUPATFULL	<input type="radio"/> GBFULL	<input type="radio"/> PCTFULL
<input type="radio"/> CANPATFULL	<input type="radio"/> HCAPLUS	<input type="radio"/> PCTGEN
<input type="radio"/> CAPLUS	<input type="radio"/> IFIALL	<input type="radio"/> USGENE
<input type="radio"/> CNFULL	<input type="radio"/> INFULL	<input type="radio"/> USPATFULL
<input type="radio"/> DEFULL	<input checked="" type="radio"/> INPADOCDB	<input type="radio"/> WPINDEX
<input type="radio"/> DGENE	<input type="radio"/> INPAFAMDB	<input type="radio"/> WPIX
<input type="radio"/> EPFULL	<input type="radio"/> JPFULL	<input type="radio"/> ZCAPLUS
<input type="radio"/> FRFULL	<input type="radio"/> KRFULL	

Save Script

Script Name
2021_0014_Script

Each request is limited to 5000 patents.

STNNext

Transcript ON 2021_0221_Transcript

File: INPADOCDB

```
(US20210024907/PN)
1 EP3775202A1/PN
  (EP3775202/PN)
1 WO2021-049633A1/PN
  (WO2021049633/PN)
1 CA3111384A1/PN
  (CA3111384/PN)
1 US20210107935A1/PN
  (US20210107993/PN)
1 CA3113618A1/PN
  (CA3113618/PN)
1 US20210115453A1/PN
  (US20210115453/PN)
1 US20210130845A1/PN
  (US20210130845/PN)
1 US20210139557A1/PN
  (US20210139557/PN)
1 KR20210066478A/PN
  (KR2021066478/PN)
1 KR20210073520A/PN
  (KR2021073520/PN)
1 JP2021516958A/PN
  (JP2021516958/PN)
1 US11078247B2/PN
  (US11078247/PN)
L10 L1 OR L2 OR L3 OR L4 OR L5 OR L6 OR L7 OR L8 OR L9
```

History CAS Lexicon Databases

Session

- JP2017532365A OR US9770489B2 OR US9012160B2
- L4 QUE (WO2017-191274A3 OR WO2018-035377A1 OR JP2018506542A OR CA2)
- L5 QUE (US20190000996A1 OR US20190000997A1 OR US20190000995A1 OR U)
- L6 QUE (US10350304B2 OR US10363321B2 OR US20190234951A1 OR US10364)
- L7 QUE (WO2020-051374A1 OR US20200102370A1 OR WO2020-068261A1 OR U)
- L8 QUE (WO2020-185632A1 OR CA3092947A1 OR CA3095125A1 OR IL275311D)
- L9 QUE (CA311384A1 OR US20210107993A1 OR CA3113618A1 OR US2021011)
- L10 L11 S L1 OR L2 OR L3 OR L4 OR L5 OR L6 OR L7 OR L8 OR L9

特許番号をクロスオーバーするファイルを選択する (上限 5,000)

Save Script にチェックし、特許番号の検索式をスクリプトとして保存することも可能 (My Files - Scripts に保存)

Biosequence Search Results (12) Sort By: Alignment Identity %: Descending ▾

Sequence Alignment	Sequence Length	Alignment Identity %
<div style="width: 100%; height: 10px; background-color: #28a745;"></div>	1688	

2 Journals found. ①

1 of 2

Canine COL4A3 and COL4A4: Sequencing, mapping

Author Name: Wiersma, Anje C.; Millon, Lee V.; Hestand, Matthew S.; Van Oost, Bernard A.; Bannasch, Danika L.

Accession Number: 2005:1006211

Source: DNA Sequence, (2005), 16(4), 241-251

Canine alpha3 and alpha4 chains of collagen type IV genes (COL4A3 and COL4A4) are expressed in the renal glomerular membrane, where they provide a critical structural and functional matrix for other basement membrane components. Candidates for hereditary nephritis (Alport syndrome) in several dog breeds (e.g., English Cocker Spaniel and Bull Terrier) and PCR, the cDNA of both genes was cloned and sequenced. Both COL4A3 and COL4A4, as well as canine NPPC (Nucleophosmin Precursor C), were mapped to CFA25 using an RH panel. Conservation of the tight linkage of COL4A3 and COL4A4 in a mouse was verified in the dog. Intron-exon boundaries in both genes were determined by BLAST analysis of the GenBank database. The elucidation of the cDNA sequences, genomic organization and the open reading frames of canine COL4A3 and COL4A4 provide the groundwork for screening these genes for mutations in hereditary nephritis in dogs.

②

2 of 2

Evaluation of Canine COL4A3 and COL4A4 as Candidates for Familial Renal Disease in

レコード番号を抽出し、コマンドラインに戻り検索できる (上限 5,000)

- ① この配列に関する CAplus ファイルのレコード番号を抽出
- ② この文献の CAplus ファイルのレコード番号を抽出

Get Journals from STN File ✕

STN File

CAPLUS
 HCAPLUS
 MEDLINE

Save Script

Each request is limited to 5000 journals.

Biosequence Search Results (12) Sort By: Alignment Identity %: Descending ▾

Sequence Alignment	Sequence Length	Alignment Identity %	Query Identity %	Subject Identity %	Number of Documents
<div style="width: 100%; height: 10px; background-color: #dc3545;"></div>	260	100.00	100.00	100.00	6

Sequence Length: 260 aa

CAS Registry Number®: 1201979-17-0, 300426-61-3

①

Sequence:

```

1 MRAWIFFLLC LAGRALAAPL ADYKDDDDKP GYLGFLFLLV HSQTDQTEPTC
51 PLGMPRLWTG YSLLYLEGQE KAHNQDLGLA GSCLPVFSTL PFAYCNIHQV
101 CHYAQRNDRS YWLASAAPLP MMLPSEEAIR PYVSRCAVCE APAQAVAVHS
151 QDQSIPPCPQ TWRSLWIGYS FLMHTGAGDQ GGGQALMSPG SCLEDFRAAP
201 FLECGRQGT CHFFANKYSF WLTTVKADLQ FSSAPADTL KESQAQRQKI
251 SRCQVCVKYS
  
```

CAS RN® を抽出し、コマンドラインに戻り検索できる (上限 5,000)

- ① この配列に関する CAS RN® を抽出

Get Structures from STN File ✕

STN File

REGISTRY
 ZREGISTRY

Save Script

Each request is limited to 5000 structures.

3. 検索のヒント

Advanced Sequence Search

31

パラメータや検索条件の設定を確認・変更できる

STNext My Files

Search Biosequences Close

BLAST CDR Motif Name: 2021_0005_Sequence_01

Import Sequence Download Clear

1 MRWTFLLCLAGRALAAPLADYKDDDDKPGYLGGLLYLHSOTDGEPTCPGLMPRLWTGYSLLYLEGGEKAHNODLGLAGSCLPVFSTLFPAYCNTHOV
CHYAQRNDRSYWLASAAPLPMPLSEEATRPPYSRCAVCEAPAQAVAVHSQDQSIIPPQPTWRSLWTIGYSFLMHTGAGDGGGGALMSPGSCLEDFRAAP
FLECGRGGTCHFFANKYSFRLTLYKADLQSSAPADTLKESQAQRKISRQCHVYKYS

Sequence type
 Nucleotide Protein

Search within
 Nucleotides Proteins

Advanced Biosequence Search Reset Parameters

BLAST Algorithm: blastp E-Value: 10 Scoring Matrix: BLOSUM62

Query Coverage %: 90 to 100 Word Size: 3 Gap Costs: Existence: 11, Extension: 1

Match with Gaps? Yes No Low Complexity Filter? Yes No

Run Search Save Query Cancel

以下の計算値が低い回答も含めるか検討する

■ BLASTp デフォルト

BLAST Algorithm
blastp

Query Coverage %
90 to 100

■ BLASTn デフォルト

BLAST Algorithm
blastn

Query Coverage %
90 to 100

Sequence Identity %
80 to 100

Query Coverage %
類似領域 ÷ 配列質問式 × 100

Sequence Identity %
(Alignment Identity%)
一致したコード ÷ 類似領域 × 100

2. 短い配列検索用の設定

短い配列質問式用のパラメータでうまく検索できない場合は、期待値を大きくする

(例) BLASTn

50 未満の核酸配列質問式の検索に適したパラメータに変更
(期待値のデフォルトは 1)

Advanced Biosequence Search

Automatically adjust parameters for short sequences (less than 50 nucleotides)

BLAST Algorithm
blastn

Query Coverage %
90 to 100

Sequence Identity %
80 to 100

E-Value
1
0.0001
0.01
1
10
50
100
1000

Match/Mismatch Scores
2,-3

Gap Costs
Existence: 5, Extension: 2

Low

期待値の検討
(最大 1,000)

短い配列質問式用のパラメータでうまく検索できない場合は、期待値を大きくする

(例) BLASTp-short

30 未満のタンパク質配列質問式の検索に適したパラメータに変更 (期待値のデフォルトは 1)

Advanced Biosequence Search

BLAST Algorithm: **blastp-short**

E-Value: 1, 0.0001, 0.01, 1, 10, 50, 100, **1000**

Scoring Matrix: PAM30

Query Coverage %: 90 to 100

Match with Gaps?: Yes No

Gap Costs: Existence: 9, Extension: 1

期待値の検討 (最大 1,000)

NCBI FAQs Q: What is the Expect (E) value?

https://blast.ncbi.nlm.nih.gov/Blast.cgi?CMD=Web&PAGE_TYPE=BlastDocs&DOC_TYPE=FAQ#expect

3. Match with Gaps?

ギャップを挿入してアライメントした回答も含める場合は Match with Gaps? を Yes にする

(例) BLASTp-short

Match with Gaps?

Yes No

Sequence Alignment	Sequence Length	Alignment Identity %	Query Identity %	Subject Identity %	Number of Documents
	240	92.31	92.31	100.00	2

Alignment	Patents (2)	Journals (0)	Subject
Query: 1 MRWIFFLLCLAGRALAAPLADYKDDDDKPGYLGGLLLVLSHSDTDEPTC 50 MRWIFFLLCLAGRALAAPLADYKDDDDKPGYLGGLLLVLSHSDTDEPTC Subject: 1 MRWIFFLLCLAGRALAAPLADYKDDDDKPGYLGGLLLVLSHSDTDEPTC 50			
Query: 51 PLGMPRLWTGYSLLYLEGQEKAHNQDLGLAGSCLPVFSTLPPFYCNHQV 100 PLGMPRLWTGYSLLYLEGQEKAHNQDLGLAGSCLPVF Subject: 51 PLGMPRLWTGYSLLYLEGQEKAHNQDLGLAGSCLPVF 100			
Query: 101 CHYQRNDRSYWLASAAPLPMPLSEEAIRPVYVSRCAVCEAPAQAVAVHS 150 DRSYWLASAAPLPMPLSEEAIRPVYVSRCAVCEAPAQAVAVHS Subject: 101 DRSYWLASAAPLPMPLSEEAIRPVYVSRCAVCEAPAQAVAVHS 150			

ギャップ (-) を挿入したアライメント

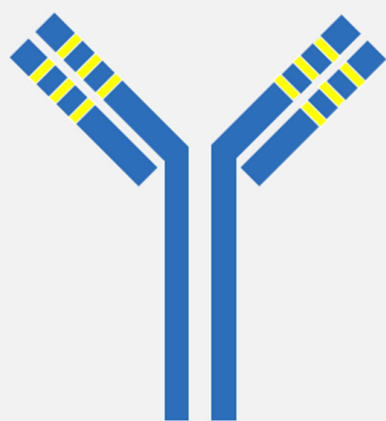
4. CDR 配列検索, Motif 配列検索

CDR 配列検索

37

CDR (相補性決定領域) を指定し検索するプログラム

- BLAST をベースにしている. CDR 配列検索は, 検索対象をあらかじめ抗体や T細胞受容体といった CDR を持つ配列を対象にしている



抗原に特異的な重要な部分を **CDR (相補性決定領域)** という

抗体や T 細胞受容体にある CDR の配列を複数指定し, 検索できる

STNext My Files

Return to Session

Biosequences (55) Sort By: Date Modified: Newest

Move to Folder Search Files by Name New Search

Search Biosequences Close

BLAST **CDR** Motif Name: 2021_0010_Sequence

Import Sequence Download Clear

> CDR 1: TGSSSNIGAHYDVH
 > CDR 2: GNDNRPS
 > CDR 3: QSYDYSLSGYV

Limit Total Sequence Results to: 20000

Run Search Save Query Cancel

配列検索プログラム

CDR ごとへの入力

パラメータ等の設定はない

回答上限

Biosequence Search Results (14270) Sort By: Alignment Identity %: Descending

Create Bioscape Analysis Get All Patents Show Search Details

Sequence Alignment	Sequence Length	Alignment Identity %	Query Identity %	Subject Identity %	Number of Documents
	108	100.00	100.00	6.48	16 View More
	111	100.00	85.71	2.12	1 View More
	111	100.00	85.71	5.41	2 View More
	111	100.00	85.71	2.12	3 View More
	111	100.00	85.71	5.41	2 View More
	438	100.00	85.71	1.37	0 View More
	84	100.00	85.71	7.14	0 View More
	111	100.00	85.71	5.41	2 View More
	263	100.00	85.71	2.28	5 View More

Filter By

CDR Matching

CDR 1 (3,204) CDR 2 (12K) CDR 3 (2,955)

Venn Diagram Data:

- CDR 1 only: 705
- CDR 2 only: 9,693
- CDR 3 only: 1,225
- CDR 1 & 2: 917
- CDR 1 & 3: 164
- CDR 2 & 3: 148
- CDR 1, 2 & 3: 1,418

Query Identity %: No Min to No Max

Query Coverage: No Min to No Max

Subject Coverage: No Min to No Max

Subject Identity %: No Min to No Max

Apply Reset

ベン図：回答配列に含まれる CDR で絞り込める

Show 10 per page Previous 1 2 3 4 5 ... 1427 Next

Filter By

CDR Matching

CDR 1 (1,418) CDR 2 (1,418)

CDR 3 (1,418)

Query Identity %
No Min to No Max

Query Coverage
No Min to No Max

Subject Coverage
No Min to No Max

Subject Identity %

Biosequence Search Results (1418)

Sort By: Alignment Identity %: Descending

Create Bioscape Analysis Get All Patents Show Search Details

Sequence Alignment	Sequence Length	Alignment Identity %	Query Identity %	Subject Identity %	Number of Documents	
	217	100.00	100.00	14.75	2	View More
	111	100.00	100.00	28.83	2	View More
	111	100.00	100.00	28.83	2	View More
	111	100.00	100.00	14.75	2	View More
	111	93.75	93.75	27.03	3	View More
	111	93.75	93.75	27.03	2	View More
	262	93.55	90.63	11.07	8	View More
	112	93.55	90.63	25.89	8	View More
	111	93.55	90.63	26.13	2	View More
	230	93.33	87.50	12.17	1	View More

3つのCDRを含む回答に限定

Sequence Alignment	Sequence Length	Alignment Identity %	Query Identity %	Subject Identity %	Number of Documents	
	111	93.75	93.75	27.03	3	View Less

Alignment Patents (2) Journals (1) Subject

Query: CDR 1 CDR 2 CDR 3

Subject: 111 aa

> CDR 1

Query: 1 TGSSSNIGAHYDVH 14
 TGSSSNIGAHYDVH

Subject: 23 TGSSSNIGAHYDVH 36

> CDR 2

Query: 1 GNDNRPS 7
 GN NRPS

Subject: 52 GNSNRPS 58

> CDR 3

Query: 1 QSYD SLSGYV 11
 QSYD SLSGYV

Subject: 91 QSYD SLSGYV 101

合算して各種計算値を表示

Alignment Identity%
→ $30 \div (14+7+11) \times 100$

Query Identity%
→ $30 \div (14+7+11) \times 100$

Subject Identity%
→ $30 \div 111 \times 100$

配列質問式ごとにアライメントを表示

パターン配列を検索するプログラム

- BLAST をベースにしている. [] などの記号を利用した検索が可能. 数パターンの配列を一度に検索できる

配列 A --- [Motif] ---

配列 B --- [Motif] ---

配列 C --- [Motif] ---

配列 D --- [Motif] ---

機能的に重要, 立体構造と関連する保存配列パターンを **Motif** という

初期画面 - Motif

STNext

Return to Session

Biosequences (56) Sort By: Date Modified: Newest

Search Files by Name

Search Biosequences

BLAST CDR **Motif**

Name 2021_0011_Sequence

Import Sequence Download Clear

1 VGIGGGGGGGGGXGGQGGXGX[SN][NG]XGGNGXGXGSHI

Sequence type
 Nucleotide Protein

Limit Total Sequence Results to
 20000

パラメータ等の設定

Query Coverage % 0 to 100 E-Value 10

Run Search Save Query Cancel

配列検索プログラム

配列質問式

回答上限

Filter By

Query Identity %
No Min to No Max

Query Coverage
No Min to No Max

Subject Coverage
No Min to No Max

Subject Identity %
No Min to No Max

Apply Reset

Biosequence Search Results (2134)

Sort By: Alignment Identity %: Descending

Query Sequence

Sequence 1: VGIGGGGGGGGGXGGQGGGXSNXGGNGXGXGSHI

Sequence 1: VGIGGGGGGGGGXGGQGGGXSNXGGNGXGXGSHI (2134)

Sequence 2: VGIGGGGGGGGGXGGQGGGXSGXGGNGXGXGSHI (2137)

Sequence 3: VGIGGGGGGGGGXGGQGGGXNXXGGNGXGXGSHI (2069)

Sequence 4: VGIGGGGGGGGGXGGQGGGXNGXGGNGXGXGSHI (2135)

VGIGGGGGGGGGXGGQGGGXG[SN][NG]XGGNGXGXGSHI

**この配列質問式では代替残基で指定した
4 配列パターンを検索 (上限: 100 配列パターン)**

Sequence Length	Alignment Identity %	Query Identity %	Subject Identity %	Number of Documents
370	100.00	28.57	2.70	5
35	100.00	28.57	28.57	5
601	100.00	28.57	1.66	1

Filter By

Query Identity %
80.00 to 100

Query Coverage
No Min to No Max

Subject Coverage
No Min to No Max

Subject Identity %
No Min to No Max

Apply Reset

Biosequence Search Results (6)

Sort By: Alignment Identity %: Descending

Query Sequence
Sequence 2: VGIGGGGGGGGGXGGQGGGXSGXGGNGXGXGSHI

Create Bioscape Analysis Get All Patents Show Search Details

Sequence Length	Alignment Identity %	Query Identity %	Subject Identity %	Number of Documents
35	97.14	97.14	97.14	1
61	97.14	97.14	55.74	4
37	84.85	80.00	75.68	2

**Query Identity%
を 80% に限定**

Alignment Patents (0) Journals (2) Subject

Query: 1 VGIGGGGGGGGGXGGQGGGXSGXGGNGXGXG 33

Subject: 1 VGIGGGGGGGGGXGGQGGGXNGXGGNGXGXG 33

記号	内容	入力例	回答例
. (ピリオド)	1 残基コードが入る ・タンパク質の場合 X に翻訳し検索 ・核酸の場合 A, G, C, T の 4 パターン検索	S...GKD	SXXXXGKD SFTSYGKD
[]	代替残基の指定	[SG]XXXXGKD	SXXXXGKD GXXXXGKD
^XYZ\$	指定した配列に完全一致するを検索する	^SXXXXGKD\$	SXXXXGKD
{m,n}	直前の配列を m~n 回繰り返す	SX{3,4}GKD	SXXXGKD SXXXXGKD
{n}	直前の配列を n 繰り返す	SX{4}GKD	SXXXXGKD

■ タンパク質

コード	内容
X	任意のアミノ酸, Uncommon amino acids もヒット
B	D or N (Aspartic acid or Asparagine)
Z	E or Q (Glutamic acid or Glutamine)
J	I or L (Isoleucine or Leucine)

■ 核酸

記号	内容
N	A or C or G or T
R	A or G
Y	C or T
M	A or C
K	G or T
S	C or G
W	A or T
H	A or C or T
B	C or G or T
V	A or C or G
D	A or G or T